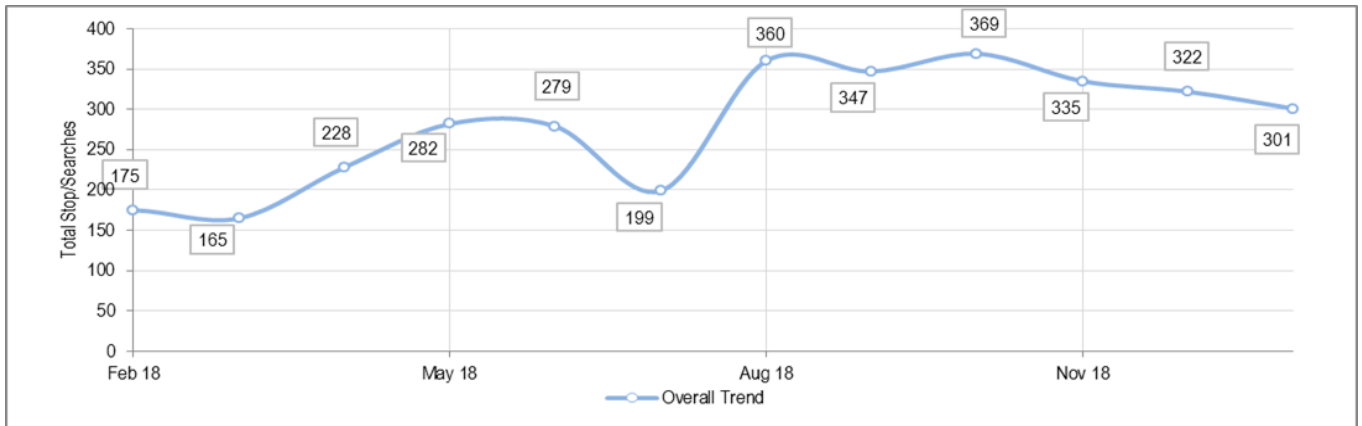
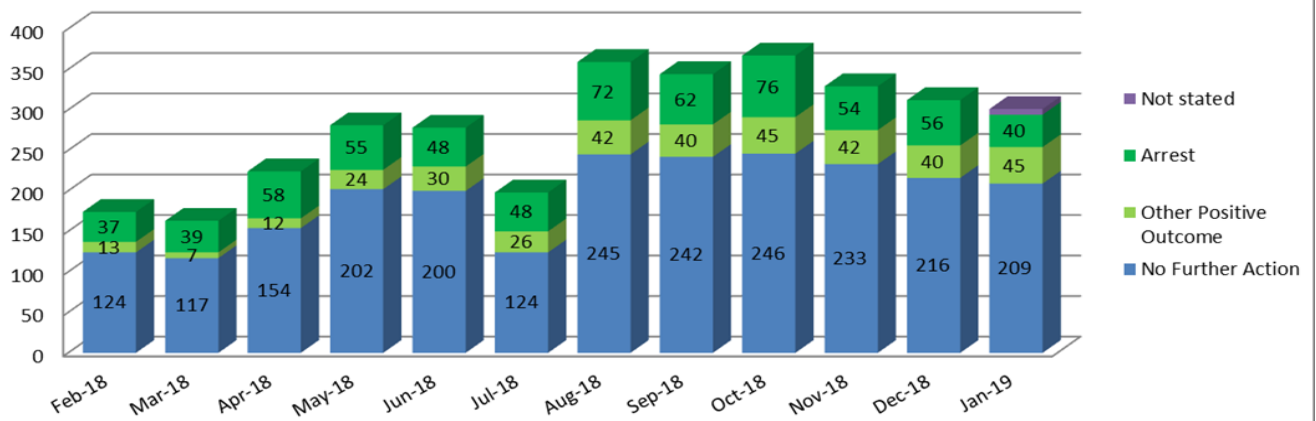


The following information relates to Stop Searches carried out by Leicestershire Police during January 2019.

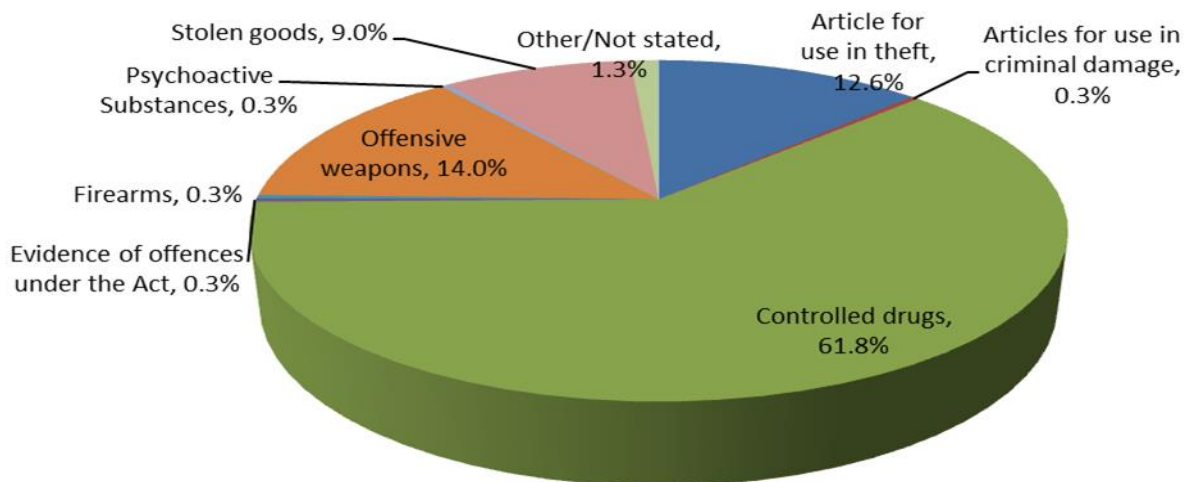
### Total Number of Stop Searches



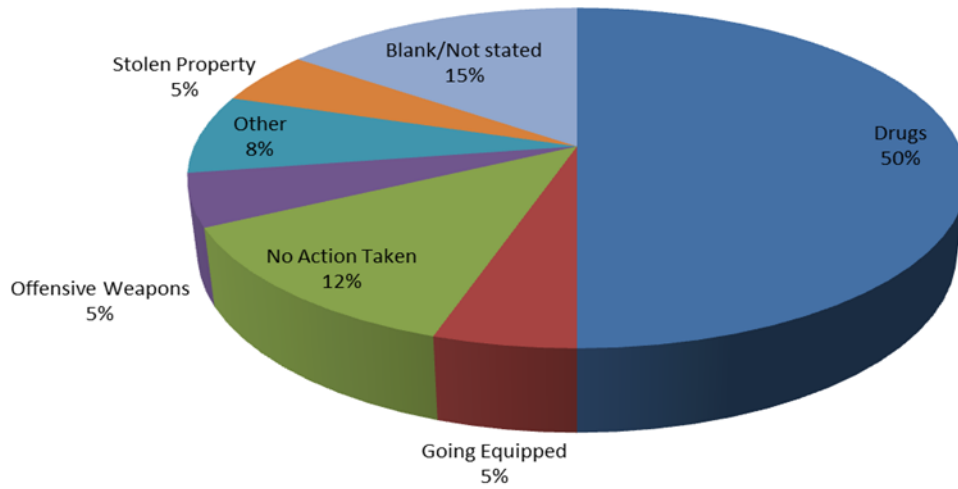
### Monthly Stop Search Figure by Outcome



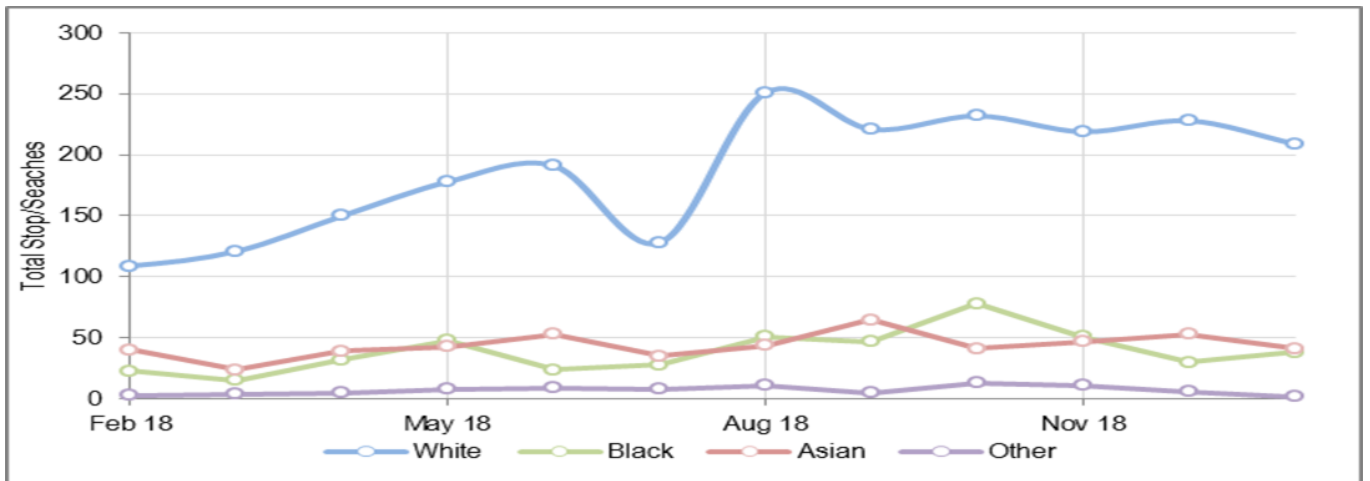
### Stop Search Reason - January 2019



### Reason for Arrest - January 2019

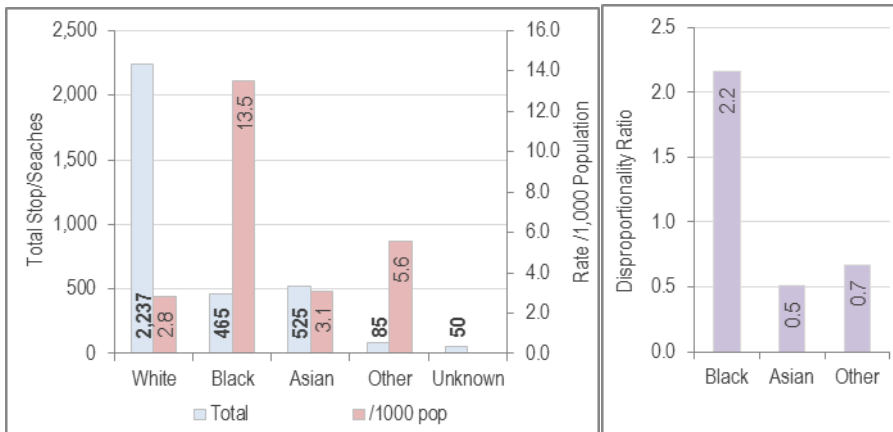


### Total Stop Searches by Ethnicity



### Disproportionality

The following chart shows the number of Stop Searches carried out in the previous 12 months, February 2018 to January 2019, broken down by ethnicity. Additionally, the rate of Stop Searches for that ethnicity based on the ethnicity population level in the area is also included. The disproportionality chart is adjacent for the same period.



### Stop Search Outcome

For January 2019 the details recorded are as follows:

Local resolution	38
Nothing found - No Further Action	209
Offender cautioned	0
Offender given drugs possession warning	14
Offender given penalty notice	0
Other	0
Suspect arrested	40
Suspect summonsed to court	0
<b>Grand Total</b>	<b>301</b>

### Stop Search Subject Age and Gender

For January 2019 the details recorded are as follows:

	Female	Male	Other	Grand Total
Under 18	7	40		47
18-24	7	125		132
Over 24	15	100		115
Not specified	1	5	1	7
<b>Grand Total</b>	<b>30</b>	<b>270</b>	<b>1</b>	<b>301</b>

### Complaints

The Force is required to publish the number of complaints on the Force website. For the calendar year 2018 to date, there were 3 complaints that arose as a result of a stop search; 2 recorded in July 2018 and 1 recorded in September 2018.

### Ethnicity/Age and Reason/Outcome

There is a requirement for the links between ethnicity and age with powers, reason, outcome and connection between outcome and object searched for to be recorded. Data for these areas during January 2019 is as follows:



# Ethnicity, Outcome and Age

